

# RESULTS 2017

## SUTTON GRAMMAR SCHOOL

Tables of Results and Analysis for Public Examinations taken in the Summer of 2017



## SUTTON GRAMMAR SCHOOL

Headmaster: Mr G D Ironside

Chairman of the Governing Body: Mr J Edwards

DfE Number 3195404

## Examination Results 2017

### Upper Sixth A Level Results 2017

The grades given below are those attained by pupils in the Upper Sixth at Advanced Level and Advanced Supplementary examinations by the summer of 2017. There were 128 students in the Upper Sixth.

Syllabus Number	Subject	A*	A	B	C	D	E	U	Entries
7717AQA	English Literature	4	3	3	3	0	0	0	13
7702AQA	English Language	0	1	0	0	1	0	0	2
9371 Edexcel	Mathematics	24	35	23	11	3	0	0	96
9372 Edexcel	Further Maths	7	6	3	2	0	0	0	18
9BN0 Edexcel	Biology	12	14	9	7	2	0	0	44
H432A OCR	Chemistry	7	12	10	6	3	0	0	38
7408A OCR	Physics	13	19	15	13	7	3	1	71
2031 AQA	Geography	1	11	2	1	0	0	0	15
H505 OCR	History	10	18	5	2	1	0	0	36
9GP01 Edexcel	Govt. & Politics	2	4	2	6	0	0	0	14
2176 AQA	Philosophy	0	2	4	1	0	0	0	7
H567 OCR	Psychology	0	2	5	5	2	2	0	16
9AD0 Edexcel	Art & Design	1	1	0	0	0	0	0	2
H453 OCR,2551 AQA	Design & Technology	1	0	2	1	1	0	0	5
7517E	Computer Science	0	1	3	3	1	1	1	10
3301 WJEC	Music	0	1	0	1	0	0	0	2
9DR01 Edexcel	Drama and Theatre	4	1	4	4	0	0	0	13
9FR01 Edexcel	French	1	1	1	0	2	0	0	5
9GN01 Edexcel	German	1	1	1	0	0	0	0	3
9SP01 Edexcel	Spanish	1	3	0	0	0	1	0	5
	Other Languages	1	0	0	0	0	0	0	1
	Total	90	136	92	66	23	7	2	416
	Percentage (2017)	21.6	32.7	22.1	15.9	5.5	1.7	0.5	100
	Percentage (2016)	25.2	34.7	27.9	8.8	2.7	0.7	0	100
	Percentage (2015)	19.9	36.9	25.9	9.8	5.3	1.9	0.2	100
	Percentage (2014)	22.2	31.6	24.2	14.6	5.0	2.4	0.0	100
		D1/D2	D3/M1	M2	M3/P1	P2	P3	U	
9772 CIE (pre-U)	Economics	2 / 1	8 / 6	5	3 / 0	1	0	0	26

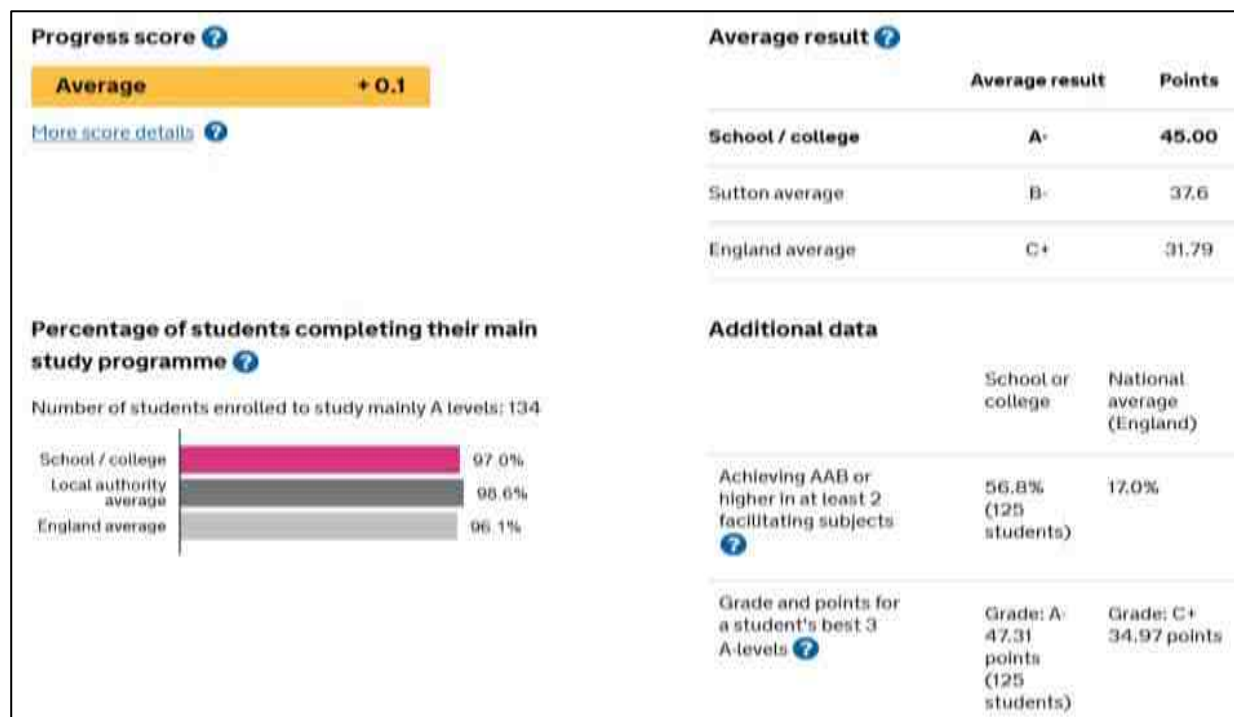
Most of these boys also took the pre-U Global Perspectives course in 2016, gaining 24 distinctions, 78 merits and 20 passes.

### Destinations of pupils aged 16 and 18 (2017)

There are 129 confirmed acceptances of university places for Autumn 2017 (3 of them for 2018 entry). The most common destinations being: 24 at colleges of London University (6 of them at UCL, 6 at Imperial and 5 at Queen Mary's), 12 at Southampton, 10 at Nottingham, 9 at Warwick and 7 at colleges of Cambridge and Oxford. 8 have places at UK medical schools and 8 at Law Schools. 5 boys in 2017 leavers did not apply to university in 2017 (1 applying for engineering apprenticeship, 2 have good grades, 2 need improving with retakes intending to apply for 2018 entry)

Age	Total	School or FE	Employment	Not Known Yet
16	121	120	0	1

## Key Stage 5 Results 16-18 – DfE Statistics for Sutton Grammar School



### Lower Sixth AS level Results 2017

AS exams were taken in only 12 subjects as we are in a transition phase. In some subjects exams are now taken only at the end of the two year course.

Syllabus Number	Subject	A	B	C	D	E	U	Entries
8371 Edexcel	Mathematics	68	15	13	5	3	5	109
8372 Edexcel	Further Mathematics	21	7	6	1	0	0	35
8GP01 Edexcel	Government & Politics	9	3	1	3	0	1	17
1176 AQA	Philosophy	2	2	2	0	0	0	6
1551 AQA	DT Product Design 3-D	0	0	0	0	0	1	1
H042 OCR	Ancient History	1	0	0	0	0	0	1
H197 OCR	Turkish	1	0	0	0	0	0	1
	<b>Percentage (2017)</b>	59.6	15.8	12.9	5.8	1.8	4.1	100%
	<b>Percentage (2016)</b> <i>Not same range of subjects</i>	45.5	22.5	19.7	6.1	2.3	0.4	100%
	<b>Percentage (2015)</b>	55.4	22.5	13.9	5.9	2.0	0.4	100%
	<b>Percentage (2014)</b>	46.1	20.9	13.9	8.9	5.3	4.9	100%
	<b>Percentage (2013)</b>	42.4	25.5	17.9	8.1	3.7	2.4	100%

In addition to these AS level courses, most students also took the Cambridge pre-U Global Perspectives course, recording 38 distinctions, 85 merits, 15 passes and 1 fail. 3 boys in Year 11 also took AS Electronics, each gaining grade A.

## GCSE

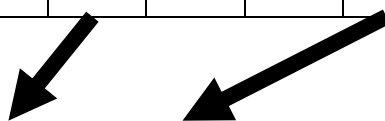
The grades given in the tables on the next page are those attained by Year 11 pupils in the General Certificate of Secondary Education by the Summer of 2017.

In addition other boys below year 11 in the school took other subjects, usually in languages with a family connection. These results were: Arabic 3 x A\*, Chinese 1 x A\*, Japanese 1 x A\*, Spanish 1 x A\*, Tamil 1 x A, Electronics 1 x A\*.

## GCSE

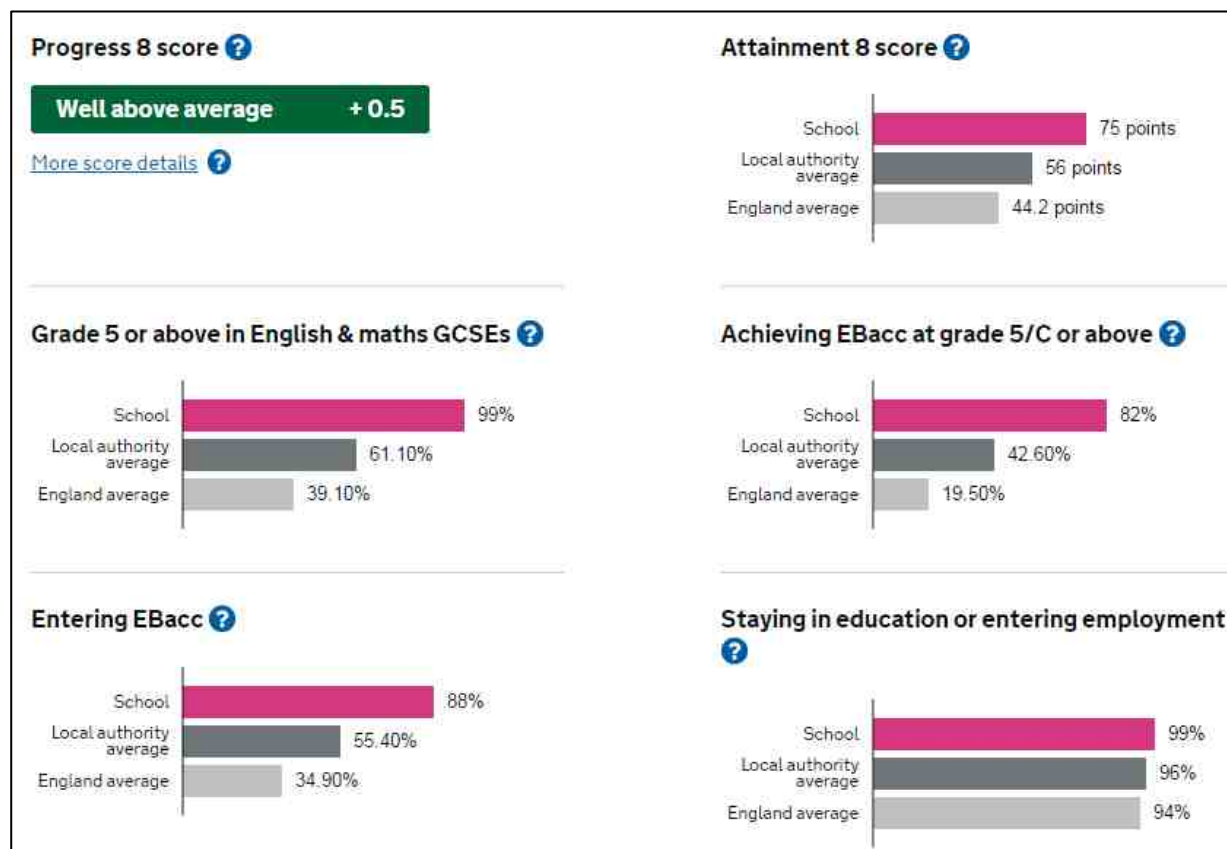
There were 121 boys in the year group but one did not attend school due to ill health and took five subjects. English Language, English Literature and Mathematics are graded on the new 9 point scale. New grade 7 is equivalent to the old A grade and new grade 4 is equivalent to the old grade C.

Subject	Subject	9	8	7	6	5	4	3-0	Entries	Avg Grade
8700 AQA	English Language	17	25	38	28	12	1	0	121	7.03
8702 AQA	English Literature	23	28	32	20	11	6	0	120	7.12
1MA1H Edexcel	Maths	59	32	19	9	1	1	0	121	8.12



Subject	Subject	A*	A	B	C	D	E	F	Entries	Avg Grade
8360 AQA	Further Maths	44	13	2	0	0	0	0	59	8.19
4401 AQA	Biology	45	56	15	3	0	0	0	119	7.30
4402 AQA	Chemistry	51	42	19	7	0	0	0	119	7.23
4403 AQA	Physics	63	42	13	1	0	0	0	119	7.61
4405, 4508 AQA	Science +Add Sci	0	1	1	0	2	0	0	2(x2)	4.63
9032 AQA	Geography	20	18	13	6	0	0	1	58	6.85
9147 AQA	History	9	31	25	6	0	0	0	71	6.45
4133 AQA	Business Studies	7	18	8	9	2	0	0	44	6.30
J621 OCR	RE	22	52	38	7	0	1	0	120	6.58
4658 AQA	French	12	12	7	1	2	0	0	34	6.90
4668 AQA	German	16	14	15	7	0	0	0	52	6.63
4698 AQA	Spanish	13	7	11	5	4	1	0	41	6.20
4630 AQA	Italian	1	0	0	0	0	0	0	1	8.50
4557, 4542 AQA	DT	9	6	6	3	1	0	0	25	6.66
4160LA WJEC	Electronics	6	4	2	0	0	0	0	12	7.50
2AD01/2PY01 Edexcel	Art & Design	7	4	10	4	2	0	0	27	6.09
4340SA WJEC	Computer Science	15	10	3	0	0	0	0	28	7.64
2PE01 Edexcel	Physical Education	10	12	6	9	5	0	0	42	6.02
J315 OCR	Drama	3	16	10	1	0	0	0	30	6.55
J535 OCR	Music	3	9	6	6	1	0	0	25	5.94
	<b>Total</b>	543	456	290	82	18	2	1		<b>7.06</b>
<b>2017</b>	<b>Percentage</b>	<i>39.0</i>	<i>32.8</i>	<i>20.8</i>	<i>5.9</i>	<i>1.3</i>	<i>0.1</i>	<i>0.1</i>		
<b>2016</b>	<b>Percentage full only</b>	<i>42.6</i>	<i>34.6</i>	<i>17.6</i>	<i>3.9</i>	<i>0.9</i>	<i>0.2</i>	<i>0.1</i>	<i>100</i>	
<b>2015</b>	<b>Percentage full only</b>	<i>43.6</i>	<i>35.0</i>	<i>16.9</i>	<i>3.7</i>	<i>0.6</i>	<i>0.1</i>	<i>0</i>	<i>100</i>	
<b>2014</b>	<b>Percentage full only</b>	<i>52.8</i>	<i>34.0</i>	<i>10.3</i>	<i>2.5</i>	<i>0.4</i>	<i>0</i>	<i>0</i>	<i>100</i>	
<b>2013</b>	<b>Percentage full only</b>	<i>39.0</i>	<i>35.6</i>	<i>19.0</i>	<i>5.3</i>	<i>0.9</i>	<i>0.2</i>	<i>0</i>	<i>100</i>	
<b>2012</b>	<b>Percentage full only</b>	<i>44.3</i>	<i>34.5</i>	<i>16.7</i>	<i>3.3</i>	<i>1.0</i>	<i>0.2</i>	<i>0</i>	<i>100</i>	

## Key Stage 4 GCSE Results – DfE Statistics for Sutton Grammar School



### Additional statistics for the school year 2016/17

#### Summary of GCSE results by boys in Year 11

	Year	Entered for 5+GCSE	5+ A*-C inc Eng and Ma	Achieving 5+ A-G	Entered for 1+ GCSE	e-Bacc
Number of boys	2017	121	121	121	121	101 84%
% in each of these years	2007-2015	100%	100%	100%	100%	89-97% (2011-16)

#### Absence

	Incidence of authorised absence eg. illness, work experience, exam leave	Incidence of unauthorised absence
2016/2017	2.2%	0.5%
2015/2016	3.2%	0.4%
2014/2015	1.8%	0.4%
2013/2014	2.7%	0.3%

Unauthorised absence is the official name for truanting or non-school attendance without a valid reason. It does not include illness, work experience, school trips abroad, medical appointments or other special reasons. Truanting does sometimes occur at Sutton Grammar School. In the first instance, the Heads of Year attempt to resolve the underlying problems.